

GympieToday

Wedding Guide 2026

Your comprehensive local wedding guide

**FROM “I WILL”
TO “I DO!”**

Everything you need to
plan your perfect wedding

HANDY YEARLY PLANNER

When to set each step in motion

STOCKYARD *Valley*

Making your day magical

By Donna Jones

WEDDINGS are often imagined as magical and romantic, full of meaning, joy, and those once-in-a-lifetime moments.

Then the planning starts, and reality politely (or not so politely) makes an appearance.

Budgets, availability, and logistics have a habit of reshaping even the most carefully imagined day.

That doesn't mean the dream disappears.

It just means approaching it with a little more clarity, organisation, and a willingness to compromise where needed.

That's where this guide comes in.

Think of it as a calm, experienced voice in what can quickly become a very busy process.

Inside, you'll find practical advice on the areas couples often find most challenging, along with tips on what to ask your chosen providers, where to invest for the best results, and where it's perfectly reasonable to keep a closer eye on the budget.

Because a meaningful celebration doesn't simply fall into place, there's also a detailed timetable and checklist to help you plan ahead, stay on track, and keep everything moving in the right direction.

Every wedding is different, shaped by the couple at its centre.

And while there may be plenty of decisions along the way (some bigger than others), the most important one has already been made.

The rest is simply about bringing that choice to life in a way that feels right for you, your partner, and however many of your nearest and dearest you choose to include... give or take a few.



(Leonardo Miranda)

CONTENTS

Bonny Bouquets

How to maximise your flower budget

PAGE 3

Weddings Where?

How your wedding venue can really set the scene

PAGE 4

Dandy Decorations

Dressing your reception venue to impress

PAGE 6

Love through the Lens

Making memories of your day last

PAGE 8

Averting countdown chaos

When to make your move on all your planning

PAGES 10-11

I-Do Experts

Five steps to finding the perfect celebrant

PAGE 12

Wedding Wisdom

Tips and tricks for getting what you want for your big day

PAGE 14

Honeymoon Hacks

Preparing ahead means you can head off without the headaches

PAGE 14

Picky Palates

Finding a satisfying fix for fussy foodies

PAGE 15

Crowning glory

Hair hacks to getting your dream do

PAGE 16

Sparkling achievement

Finding the right jewellery and accessories for your style

PAGE 16

Piece of Cake

Choosing the centrepiece of your reception

PAGE 17

Dressed to impress

Tips to help you style your entourage and yourself

PAGES 18 -19

GympieToday

Wedding Guide 2026

Your comprehensive local wedding guide

EDITORIAL

Donna Jones

donna.jones@gympietoday.com.au

Gabriel Laidler-Burns

gabriel.laidler@gympietoday.com.au

ADVERTISING

Caroline Vielle

caroline.vielle@gympietoday.com.au

Elise Trinnell

elise.trimnell@gympietoday.com.au

Published by Gympie Today Pty Ltd ACN 642 169 891.

Publisher Damian Morgan.

All material is copyright to Gympie Today Pty Ltd.

All significant errors will be corrected as soon as possible.

Distribution numbers, areas and coverage are estimates only.

For our terms and conditions please visit

GympieToday.com.au/terms-and-conditions/.

**Cover photo taken at Stockyard Valley by Aesthete Film and Photo with flowers by Branch and Blossom.

Choosing the best buds for your big day

EVERYONE wants their wedding day to be special, beautiful and speak to the love they share with their partner.

Of course, the big show of this is at the altar, but to set the tone, create that romantic atmosphere, and embody your couple's personal style, you'll want to choose the right flowers.

Flowers help establish the mood of the wedding, whether it is romantic, rustic, luxurious, or modern.

And don't forget, your flowers may appear in almost every photo, from the ceremony to the reception, so making the right choice for you can ensure a beautiful, cohesive look.

Choosing the flowers for your wedding together can be one of the most fun parts of your wedding planning, but how do you know what to pick?

Flowers can be used in so many places, whether they're to be worn, tied, scattered, pinned, carried or used to decorate your tables, cakes and venue.

When considering what flowers you would like, it should come down to personal taste, availability, location and budget, as well as whether you want a nice, modest, minimalist arrangement or an extravagant, over-the-top floral display.

Make a list of your needs and dreams to make a great start to your flower plans.

Another tip is to select a cohesive colour palette and style that complements your theme and prioritise seasonal, locally sourced blooms to save costs and ensure freshness, and consider using greenery to add volume.

As much as everyone would like all the money in the world for their perfect wedding, the budget remains one of the biggest considerations.

A standard recommendation when budgeting for wedding flowers is to balance them to account for somewhere between 10 and 15 per cent of the total budget.



Flowers by Karinya Florist.

Also, prioritise your flowers accordingly, invest in high-impact areas, such as the bridal bouquet and ceremony arch, rather than spreading the budget too thin.

Another dollar-saving tip is to repurpose your flowers; move ceremony arrangements like aisle markers to the reception, such as the bridal table, to maximise your investment.

Lastly, if you still need guidance or just want an experienced opinion, hire an experienced florist and allow them to guide you on which flowers are best suited for your venue and climate.

Giving them creative freedom means they can help recommend substitutes if your favourite flowers are not in season or are too expensive.

Karinya Florist
combines over
25 years in floral
design experience
guaranteeing you
attention to detail
and a quality finish.

Our wedding advice and ideas are
imaginative, thoughtful and on
trend and we love to meet brides
and make their dream a reality.



KARINYA
FLORIST

Contact us to book your free appointment:
Karinya Florist
152 Mary Street, GYMPIE | 07 5482 5888



WEDDING VENUES



Not everyone is keen to have a big church wedding or traditional venue. (Photos by Asha Photography)

Setting the scene for I-Do

NOW that they've said yes, where are you going to say I do?

Such a special moment needs a special place, but much like the rest of the wedding planning, sometimes it can all feel overwhelming.

The first step to any good wedding is to have a good idea of what you're looking for.

Start off your wedding venue plan strong by defining what your vision and budget are for the location.

This means deciding whether you might want a wedding by the beach or in the countryside, and whether you want it to be rustic or modern.

Set yourself a firm budget.

On average, the venue may account for around 30 per cent of the total wedding budget, taking into account the hire fees, staff and other included costs.

If you can pick a figure early in your planning, it can save you from future heartbreak, especially when you're comparing some of those luxurious inclusions.

The next best step is to finalise your guest list, at least roughly, after all, you want everyone there for your big day.

Having at least a ballpark figure allows you to filter out venues that might feel too cramped with the number of guests or venues that would take away the intimacy of your wedding if it's too large.

Along these lines, before you go out to tour venues, take a moment to sit down as a couple and discuss what kind of celebration suits you both best.

This can help narrow down between outdoor wedding venues, grand wedding venues, or more unique locations that might suit your style.

Once you've gone out and seen the beautiful spaces for yourself, create a shortlist of the venues that speak to you.

Out of this shortlist, it's then important to start asking the right questions: what's included in the hire fee? Are there preferred or exclusive vendors?

Is catering on-site? What's the backup plan for wet weather?

If you've found a space that looks how you want, you need to make sure it can do what you want.

Don't forget to ask practical questions such as: What's the noise curfew? Is



there space for an afterparty? Are there restrictions on styling or decor?

Are there load-in or out requirements for suppliers?

When all is said and done, don't be afraid to say no to a venue just because it looks perfect on paper.

When a venue feels right, it feels right.

STOCKYARD *Valley*

Where timeless romance meets rustic elegance and heartfelt moments, surrounded by the sweeping beauty of the Noosa hinterland...

Your dream wedding begins here



Made For Love

Stockyard Valley

M: 0405 285 057

775 Coles Creek Rd, Coles Creek, QLD 4570, Australia

info@stockyard-valley.com.au | www.stockyard-valley.com.au

@aesthete_film_and_photo @branch_and_blossom @judycopleycouture @chanellejayne @tayloredjewellery @_glosd_ @naked.mane

DECORATIONS AND SEATING



An evening garden wedding under twinkling fairy lights. (Junior Reis)

The ins and outs of a stress-free reception

Plan your perfect reception

WHEN deciding on a theme for your reception, the first thing to do is create a clear vision of what you want for your day.

Whether you envision an outdoor reception under the stars or a formal banquet fit for royalty, it's good to think about what you want early.

While it can be fun to create wedding decorations yourself, there are places you can hire decorations from and even experts who can take care of all that for you, if you give them your theme.

Event hire companies and some venues offer items such as place-card holders, props, lighting, cutlery, funky seating, photo booths, and more.

Going with this option could mean less stress for you.

If you are going down the DIY path, there are many websites and social media pages where you can sell off your creations once your big day has finished.

If you are planning flowers around the venue, it can be a good idea to match the decorative flowers with the bride's bouquet.

Choosing a Wedding Theme

When you are deciding on what themes and decorations to have at your wedding, here are three things you should take into consideration.

1. What have you always pictured your wedding to look like?

Many brides have an idea of what they want their wedding to look like, so they base any decoration on that. Also, imagine yourself 20 years into the future. What do you want your wedding to look like, looking back on it?

2. What will work at your venue?

Think about your venue. Is your venue inside or outside? Do the decorations you have in mind match the venue? Could they be adversely affected by the atmosphere - too dark inside, too light and blow away outside, will they wilt, melt, or dissolve in heat and rain, or maybe, the ceiling will be too low to hang

that massive candle chandelier from the ceiling, or it's too heavy, or there's simply nowhere to hang it from?

3. Use Social Media to find decorations and themes you like.

Chances are, you'll find some similar themes or ideas that you go back to every time. Go with that theme.

Seating your guests

One of the biggest things brides and grooms stress about on the big day is whether guests are having fun.

A key part of guests' enjoyment is who they are seated with at the reception. To make sure guests have the greatest time possible, try to seat like-minded people together and put some space between people who don't always get along.

Tips:

- Sit young people closer to the dance floor.
- Sit people who have a history of fighting on opposite sides of the room.
- Don't sit the flower girls or ring bearer at the main table unless their parents are sitting with them; otherwise, you'll be looking after them all night while you're supposed to be enjoying your big day.
- Get creative with how you display the seating plan. Use a photo frame with pictures of your guests; use an old window still in its frame and write the list in chalk; use a blackboard, or even bunting. The little flair for creativity adds strongly to the atmosphere of the event.
- Sit groups of friends together. If you and your partner met at school or university, sit your friends from that era together. Think about whether you want to assign just tables or seats as well.
- If your parents are inviting their own guests, let them have a say on where their friends or family will be seated. If your parents are divorced and do not get on, seat them apart from one another with their branch of the family with them.



A marquet affair with a simple green and white theme. (Evelina Friman)



Choosing the seating allocation of your guests can ensure that you and they enjoy the reception. (Thomas William)



Floral table decorations are a popular choice. (Chuttersnap)

Booth & Bar Co.

Boutique Event Hire & Styling

Wedding - Corporate Events - Birthdays - Parties

Wedding styling and co-ordination, photobooths, popup picnics, balloons.

Hire Items: tables, chairs, linen, vintage lounges, soft furnishings, gold cutlery, glassware, florals, boutiques, arbor, wine barrels, signs, neon signs, pallet furniture, lolly & charcuterie carts and more

D.I.Y. available



BOOK NOW!


Visit us in store

@ Shop 2, 138 Mary Street, Gympie

www.boothandbarco.au | info@boothandbarco.au

Phone: 0488 409 479





It doesn't have to be all about colour. Monotone images can add drama to the day. (Brea Martin Photography)

Love through the lens

WHILE the wedding might only last a day, the photos taken can memorialise your special day for you and your partner to reminisce about for years to come.

When it comes to choosing a wedding photographer, it involves matching their artistic style to your vision.

It's important to know whether you want a photographer who can do the styles you want, whether that be a photojournalistic (candid), editorial (posed/fashion), or traditional style of photography.

The next step when making your choice is to make sure their portfolio matches this and then to check for consistency in quality, lighting, and editing.

Do not rely only on top-rated highlight photos.

Ask to see two or three full, recent wedding galleries to take a look at.

Look for consistent skin tones and image quality across various lighting, such as dark receptions or bright, sunny ceremonies.

Make sure you find out if they have prior experience with your specific venue and have a solid plan for equipment failure or illness, such as back-up cameras and equipment.

Since you're going to spend all day with your photographer, it's also incredibly important to make sure you get along.

Schedule a meeting with your potential photographer, either virtually or in person, to see if the personality is a fit.

Being more comfortable with your photographer will result in better, more natural photos.

This is also a good time to ask any more questions you might have and go through samples with them to know exactly what they have on offer.

This meeting can also be a good time to discuss your ideas on your ceremony, reception, and location, which you can go over with them to get a better idea of how your day might look.

You also need to speak to them to understand the package and deliverables.

Ask about the number of hours included (8–12 is standard for full coverage), the turnaround time for photos, and if you will receive high-resolution files on a USB or via an online gallery.

Consider all your options and choose what makes you and your partner happy.



A good photographer looks for creative ways of chronicling every moment of your day. (Asha Photography)



The Grand Old Lady

— *A Beautiful Beginning to Your Grand Love Story* —

Nestled in the heart of Gympie, The Grand Old Lady is a beautifully restored colonial Queenslander surrounded by lush gardens and elegant verandahs. She offers a relaxed and picturesque setting for brides and their closest friends to gather, prepare and celebrate.



From champagne on the verandah to quiet moments before walking down the aisle, every corner of the property provides a stunning backdrop for unforgettable wedding photographs.

Choose Your Wedding Experience

Wedding Day Preparations
Hens Celebrations
Bridal Showers

Wedding Weekend Stays
Garden Ceremonies
Elopements



Enquiries & Bookings

@grandoldladygympie



Wedding Day

TIMETABLE



6 weeks before

- Finalise guest list and send invitations:
- Purchase gifts for all attendants:
- Arrange when and where the bridal party will get ready:

Budget/Cost

4 weeks before

- Final dress fitting (wearing shoes and lingerie):
- Arrange reception seating:
- Consult with hairdresser - trial using veil:
- Book wedding rehearsal date:
- Book wedding announcement in Gympie Today:

2 weeks before

- Make-up trial:
- Confirm florist, caterers, transport and photographer:
- Check place cards and table settings are in order:
- Check honeymoon arrangements:

1 week to go

- Final guest numbers to caterers, reception venue and decorators:
- Wedding rehearsal:
- Pack clothes for wedding night and honeymoon:

The day before

- Take pleasure in a manicure and massage
- Relax with your families
- Try to sleep!!

Your wedding day

- Enjoy your special day together!



THE PAVILION

Reception and Conference Centre

From intimate ceremonies to lively receptions, our versatile spaces and experienced team will help bring your vision to life.



Enquire today: 07 5481 0824 | thepavilion@gympie.qld.gov.au

12854183-EA17-26



WE'LL TAKE CARE OF THE STAY — YOU FOCUS ON 'I DO''

- **QUEEN ROOMS** (2 people)
- **TWIN SHARE ROOMS** (2 people)
- **WHEELCHAIR FRIENDLY ROOM** (up to 3 people)
- **3 BED** (up to 4 people) and **4 BED** (up to 5 people) **FAMILY ROOMS**

Extra:

Newly renovated salt water swimming pool, and new guests BBQ.
 Convenient check-in from 11 am.
 Renovated spa room (Queen deluxe).
 Beautiful gardens and nice rooms.
 Breakfasts available including healthy options- organic sourdough-avocado and more.

Ph: 07 5482 1999 E: stay@shadyrestmotel.com W: gympiemotel.com A: 17 Violet St, Gympie

Five easy steps to getting the right celebrant

What should couples look for in a celebrant?

Someone you genuinely click with. The celebrant sets the tone for the whole day, and you need to trust them to tell your story in a way that feels authentic. They should listen to your ideas and make you feel excited about the planning. I am a big believer in chatting over a drink to see if our personalities match before any big decisions.

How do celebrants differ, and how might this change the style, vibe, or performance of the wedding?

Some lean traditional, others are more relaxed and personality-driven. Finding someone whose style matches your vibe can transform your day from average to unforgettable. On the day, you want someone who can hold the space and keep things moving without it ever feeling forced. My approach is completely bespoke and absolutely no templates, so my ceremonies feel natural and often leave guests wondering how long I have known the couple.

What questions or ideas should couples have prepared when they see their celebrant?

It is completely normal to not have any questions or ideas to start. I will guide you through the logistics and process, but I am far more interested in what matters to you, swapping dog photos and bonding over a shared love of romance books.

For my type A brides with a notebook, good questions to ask are what happens if your celebrant is unwell, and whether they provide a good quality PA and run the ceremony music.

Are there any red flags or concerns to watch for when searching for a celebrant?

Check your celebrant is registered with the Attorney-General's Department, and look at their communication early on. Look for reviews that are verified, not just



(Brea Martin Photography)

copied and pasted onto their website.

Can you explain what the process might look like from start to finish with a good celebrant?

I can assure you it is more than just turning up and reading a script. It starts with guiding you through the legal process so it feels simple and stress-free. Unlimited coffee dates to create your ceremony, work through timelines, or help with vows. Then, a questionnaire to get to know the unfiltered version of your love story. I always ask that these be written separately and be left as a surprise until the day. This is what transforms from fact sharing to storytelling. As the day approaches, it is the whole experience that matters, from checking that Nan has tissues to teaching the bridesmaids how to fluff your dress. Afterwards, I will check in and help with next steps, like name changes, so you are supported from start to finish.

SARAH

Weddings & Elopements in Gympie and beyond

Your ceremony should be the highlight of your day, not the awkward part guests just sit through.

No tired cliches, no standard scripts, just a celebration that genuinely feels like you.

www.sarahdawescelebrant.com

DAWES

CELEBRANT + MC





Clancy Pearce
MAKEUP & BEAUTY SPECIALIST

0439 486 892



YOUR HAIR DESIGN
and Beauty KYM RAMSAY

0476 202 000



PHOTOGRAPHY

0402 077 513



(Photo Credit. Photography: Brea Martin, Hair: Your Hair Design and Beauty, Make-up: Clancy Pearce, Flowers: Karinya Florist, Set by Booth and Bar Co, Model: Imogen Winkley, Venue: Surface Hill)

HONEYMOONS

Honeymoon havens

THE whirlwind of months of wedding planning, last-minute preparations, and a huge wedding day is a guaranteed call for a chance to unwind as newlyweds.

A honeymoon getaway should be filled with a chance for fun, quality time together, to relax, and of course, romance!

Remember to organise a way to leave your reception, even if a friend brings your car to your wedding venue (be wary of possible 'Just Married' decorations).

Don't forget to have at least an overnight bag packed for your wedding night.

Research locations, honeymoon packages, and reviews to find the best deal for you.

Seriously consider using a travel agent and start planning early.

If travelling overseas, don't forget to pack your passport!

Planning a winter wedding? Picture a cabin with a fireplace.

Getting married in the spring? Try ocean views.

Do you envision a bush retreat or a beach escape with your new husband or wife?

When it comes to planning activities on your honeymoon, don't go overboard, as the most important part is time together and allowing romance to bloom.

However, do plan a special outing or two that will create some special memories to cherish.

Your honeymoon is a once-in-a-lifetime experience, so it is ok to splurge, soak it all up, and enjoy the break, but decide on a realistic budget and watch for



The Honeymoon should be your chance to connect as a couple. (Brea Martin Photography)

hidden costs.

Don't be afraid to mention when you book your honeymoon adventure that you are newlyweds, as there may be some generous gestures made, such as accommodation upgrades and complimentary food and wine baskets.

Top Tip: Take into account the distance between your wedding venue and your honeymoon spot. Stay a night or two near your wedding location, relax, and recover from the wedding day, because, trust us, you'll be exhausted! Then, travel at your leisure to your honeymoon destination.

WISDOM

Wedding wisdom

WHEN it comes to planning your wedding, it's sometimes best to learn from former brides and grooms.

Here's a list of gems we've collected to keep in mind while you pull together the details of your special day:

- Choose a naturally beautiful venue - that way, you can keep your decorations simple, effective, and budget-friendly.
- Don't be afraid to send out several emails to different vendors, asking questions and collecting quotes to find your best fit.
- Make a budget, but also work out what's really important to you and your partner. Do you value quality photos or live music? Don't skimp on the things that are really important to you.
- Consider doing some DIY decorations and place settings.
- Make sure you buy enough of every item you need for your wedding, plus extra of everything!
- Have a schedule and allow extra time for everything.
- Try to make your day as chill as possible, so you can slow down and enjoy it.
- Give your bridal party early guidance, well ahead of the wedding. Communicate what you'd like for your hen's or buck's party and who you'd like to be present - then leave the planning to them! Then that's one less thing for you to plan, but it still ensures every special person in your life is included in those celebrations.
- Factor in your dress size when choosing your vehicle to get to and from the wedding.
- Check if your wedding venue has phone reception; otherwise, ensure all of your wedding music playlist is fully downloaded and ready to go.
- Include a song as part of your ceremony that means something to both of you - this gives you a brief moment to slow down, take in, and enjoy your ceremony.
- One or two days before your wedding, gather your bridal party together with your registered celebrant or minister to go through the ceremony. This ensures everyone knows where to stand and helps them be much more relaxed on the day - any little ones in your bridal party may need a few practice rounds!
- Spend the night before the wedding with your bridal party - make sure it's



Be prepared for the weather to interfere with your plans. (Asha Photography)

nice and close to your wedding venue so there's limited travel and stress on your wedding day.

- Make sure your 'getting ready' accommodation has plenty of room and natural light for your hair stylist and make-up artist to work their magic.
- Don't leave your speeches to the last minute! Have them written well in advance.
- Stay the night and possibly the next day locally after you get married, before heading off on your honeymoon.
- Don't forget to consider what your wet weather plan is at your venue. A rainy day can make for some incredible photos if the couple is willing. Perhaps consider purchasing some nice, clear umbrellas for your bridal party for an effective, uniform look if your wedding or photo shoot is mostly outside.

CATERING

The I-do's of dining

WHEN planning a wedding on private property or in a town hall around Gympie, catering needs to be about more than just the menu.

The smartest place to start is with three practical tips: choose a caterer who can manage logistics before and after the meal, can cater for dietary requirements, and brings all their own equipment.

“Planning a wedding can often feel overwhelming; the catering shouldn't be,” says Melinda Gannan, Golden Roast Sunshine Coast and Gympie franchisor.

“Ask your caterer what time they arrive, whether bump-in could happen during the ceremony, if they need parking for vans, and whether they bring everything needed to cook and serve.

“Those details make a huge difference to how smoothly the day runs.”

That is especially important for local halls, farms and private properties where there is no commercial kitchen.

Couples often focus on what food they want before thinking through how it will actually be prepared and served on site.

“Before contacting a caterer, think about the style of wedding you want,” Melinda says.

“Do you want a sit-down meal, antipasto platters or hot nibbles to start? Are china plates important to you? The more clearly couples can picture the experience, the easier it is to choose the right catering package.”

Dietary requirements are another key consideration, so choose a caterer that can handle them.

“Most weddings have guests with dietary needs or allergies,” says Melinda.

“Golden Roast offers vegetarian, vegan, gluten-free and dairy-free options, so no one misses out, and our couples can feel confident their guests are looked after.”

And finally, the end of the night is just as important as arrival details.



Golden Roast can supply a wide range of food to suit many dietary requirements. (Golden Roast)

Ask whether leftovers are packed up, and whether the team can cut and plate the wedding cake.

Those finishing touches can make the whole experience feel easy, polished and stress-free.

See all the Golden Roast menus at Goldenroast.com.au or call 5474 4855 to plan your wedding menu.

Delicious
Wedding Catering
Made Easy

Stress-free catering your guests will love.

Let **The Golden Roast** take care of *everything!*

- ✓ Wedding Packages for All Budgets
- ✓ Professional, Reliable Service
- ✓ Fresh, Generous Menus
- ✓ Complete Catering, Set-Up & Clean-Up

 **goldenroast.com.au**
1300 655 602

12850929-RV17-26

Intimate Weddings & Elopements
Natural, story-driven wedding photography

Your wedding. Just as it felt.

 **ASHA.**
PHOTOGRAPHY

Gympie
& Sunshine Coast

Now booking
2026 & 2027 weddings

See more weddings
→ asha.photography

1285734-KF16-26

JEWELLERY AND ACCESSORIES

Setting the gold standard

THE finishing touches matter.

Wedding jewellery and accessories can be the exclamation point of a bridal look; they can pull together the entire aesthetic through fine details that can elevate the look or even carry deep emotional weight.

Jewellery acts as the bridge between your dress, your hair, and your overall theme.

It's great to consider balance when you're looking for pieces to accessorise.

If your wedding dress is heavily beaded, simple studs or a delicate bracelet can prevent the look from feeling too busy.

On the other side, if you've selected a more minimalist style, bespoke pieces and extravagant jewellery can elevate your look or be used to enhance your natural features.

An example of this is how a V-neck dress can be perfectly complemented by a pendant, while a strapless gown can allow for a bold statement necklace or chandelier earrings.

The right jewellery can brighten your complexion and complement your chosen bridal hairstyle.

Further, consider the stones and metals you want to include in your look, not just for their style but because high-quality stones and polished metals catch the light during the ceremony, which can make not only you but the photos taken of you look even more fantastic as it draws the camera's focus to your face and hands during key moments like the ring exchange.

Jewellery is also one of the most common ways to incorporate your family and its history into your special day.

Many will don family heirlooms, such as wearing their grandmother's pearls or a mother's locket, which can be a silent yet beautiful way to include loved ones who are present or who have passed away.

This can also be the space to consider new traditions; the pieces you choose for your wedding day can often become the first heirlooms of your new family, destined to be passed down to your own children or grandchildren.



Some traditions are timeless for a reason. (Brea Martin Photography)

HAIR AND MAKEUP

Foundation for a perfect day

EVERYONE wants to look their best on their Wedding Day, and for the bride, having the perfect hair and makeup is one of the most important parts of the process.

The first part is deciding what look you want when you don that dress and prepare to walk down the aisle.

A great tip is to book in for a professional hair and make-up trial.

Having a trial allows you to spend time with your make-up artist and hair stylist to really nail the look you want, and leave you stress-free on your wedding day, knowing you both know exactly how long it's going to take and you'll love the end result.

Just because it's your wedding day doesn't mean you have to be uncomfortable with heavy makeup, especially if it isn't your style.

The same goes for your hair; don't be shy about talking to your artist and stylist about the look you want, but also keeping it comfortable to suit you.

It's also important when figuring out your look to be realistic.

A lot of what you see online is edited and styled by large teams of people over an entire day, or photos that are touched up.

Speak with your hair and makeup stylist to find what's realistic and what can be realistically achieved for you.

Whilst they're there to make you look your best, it certainly helps to have the 'canvas' ready for your artists when the time comes.

Focusing on skincare and making sure your skin is healthy and hydrated means your makeup artist can help your beauty to truly shine through.

It's also a good idea to take a look at the products you or your artists might use; a common recommendation is to use long-wearing lipsticks and waterproof



Getting a wedding hair trial makes a mountain of sense when you're preparing for your 'I do, up-do'. (Engin Akyurt)

mascara to prevent smudging.

And once you have your perfect look, speak with your providers to know the best way to keep it that way.

This can include packing yourself a kit with lipstick, blotting papers, powder, hairpins, and hairspray.

Whisking it all together

WHETHER you are dreaming of a towering masterpiece or a charming DIY creation, your wedding cake is more than just dessert; it is the central piece of your celebration's decor.

The first step of finding the perfect cake is starting your search, and it's recommended to start at least six months out from the day of.

When hiring a cake decorator, don't just look at the icing on the cake; check their portfolio for consistency.

Schedule a tasting to ensure their flavours are as impressive as their finishes.

Ask about their experience with your specific venue's climate and their delivery protocols.

A great decorator won't just take an order; they will offer advice on which textures, like fondant (hard icing) or buttercream (soft icing), will best survive your wedding's environment.

Whether you're aiming for a rustic finish if your wedding is at a farm or vineyard, or a sleek ganache for a modern venue, your cake should mirror your theme.

There are so many options when it comes to decorating your cake.

You can ask the decorator to add patterns or imagery that reflect you and your partner, or you can even consider matching the intricate patterns of your wedding dress lace or the specific shades of your floral arrangements for a perfectly synchronised aesthetic.

When it comes to flavour, it can be important to consider your guests.

Whilst a niche flavour might be a favourite to you and your partner, it can be smart to stick to crowd-pleasers like chocolate mud or lemon.

The biggest hurdle is often the task of transportation.

Always transport cakes on a flat surface like the boot, not a slanted car seat, using non-slip mats.

For the best results, use stable icing like Swiss meringue buttercream or



Wedding cakes don't need to be white, like this wonderful creation from Melt Me. (Supplied)

ganache, which hold up better in the Queensland heat than delicate whipped creams.


On the day, place your cake in a well-lit, cool area.

If using fresh flowers, ensure they are food-safe and added at the last minute.

When it's finally time to eat, use party cuts, which are small rectangular slices, to ensure every guest gets a taste of the love.

EST. 2016
CELEBRATE WITH FOOD
IMPRESS YOUR GUESTS

Penfolds Catering



0402 276 065
INFO@PENFOLDSCATERING.COM.AU
PENFOLDSCATERING.COM.AU
NOOSAVILLE, QLD

12851707-CV17-26

Melt Me

Dream it. Bake it. Love it.

Your perfect wedding cake starts here!

Let us design and bake it for you, or have fun creating your own with our wide range of quality cake supplies. However you choose, we'll make sure your cake is unforgettable.

Open 6 days a week
Mon-Fri 8.30am-5pm
Sat 8.30am-12.30pm
85 Mary Street,
Gympie
Ph: 5482 6050

We have all your
Cake supplies
or Decorations
in store or you
can use our in
house expertise
for a spectacular
wedding cake



12852749-JV17-26

WEDDING ATTIRE



Floral crowns are a favourite among brides, when it comes to accessories. (Brea Martin Photography)

From the dress to the rest

YOU'LL see your wedding outfit in photos for the rest of your life.

Long after the cake is cut and the flowers have faded, what you wore will remain one of the defining visual memories of your day.

So while the pressure to “find the one” can feel intense, choosing your wedding attire doesn't have to be overwhelming.

It just needs a little planning, perspective, and a clear sense of what feels like you.

Finding the Dress

Before you even step into a bridal boutique, take a breath and take stock.

Your venue, season, and overall theme should guide your choice.

A sweeping ballgown might feel perfect in a grand ballroom, but less so on a breezy beach or in a rustic garden setting.

Timing is everything.

Dresses can take months to arrive and often require alterations, so it's wise to start shopping early, ideally eight months out, and have everything fitted and finalised a few months before the big day.

When it comes to choosing a style, start with your silhouette:

Mermaid designs hug the body and flare at the hem, ideal for highlighting curves.

A-line gowns, fitted at the top and gently flared, offer a universally flattering shape.

Sheath dresses skim the body in clean lines, perfect for a minimalist look.

Ballgowns bring classic drama with full skirts and structured bodices.

Equally important is the neckline, which can subtly shape your overall look:

A halter neck draws attention to the shoulders.

A bateau neckline offers elegant coverage.

A scoop is soft and universally flattering.

A jewel neckline provides a modest, classic finish.

Spaghetti straps keep things light and delicate.

The Queen Anne adds a touch of regal romance.

Trends may come and go, from plunging necklines and bustier tops to soft bohemian lace and even pastel hues, but the most important rule holds steady: choose a dress that suits your body, your comfort, and your personality.

Comfort, Colour and Confidence

You'll likely spend up to 12 hours in your wedding outfit, so comfort matters just as much as style.

A gown that looks stunning but restricts movement or requires constant



Matching the groom and groomsmen's ties to your theme is a popular choice. (Bubibubi Cz)

adjusting can quickly take the shine off your day.

Colour is another consideration often overlooked.

While traditional white remains a staple, variations like diamond white, slightly softer in tone, can be more flattering on lighter skin, while brighter whites tend to pop beautifully against darker complexions.

And for those stepping outside tradition, soft pinks, blues or entirely unconventional shades are increasingly popular.

If you can't find exactly what you're after, don't be afraid to have a gown custom-made.

After all, this is one occasion where personal expression should take centre stage.

Shop Smart

Dress shopping should feel exciting, not exhausting.

Bringing a small, trusted entourage, such as a parent, sibling, or close friend, can help keep the experience grounded and supportive.

Too many opinions can quickly become overwhelming.

Go in with a sense of direction.

Trying on dozens of gowns without a clear idea can lead to decision fatigue.

Instead, shortlist styles you love and focus on how each one makes you feel, because confidence will always outshine any trend.

WEDDING ATTIRE

The Finishing Touches

Accessories are where your look truly comes together, and they deserve just as much thought as the dress itself.

From veils and headpieces to jewellery and wraps, these details can shape your overall aesthetic.

A delicate birdcage veil offers vintage charm, while a longer, flowing veil leans into tradition.

Floral crowns, whether subtle or statement-making, continue to be a favourite for relaxed or outdoor weddings.

Jewellery, as stated in the previous article, tends to follow timeless lines, with pearls, crystals and rhinestones remaining popular choices.

But in addition to the necklace and earring combos, subtle additions like a crystal brooch or embellished shoe clips can add personality without overwhelming the look.

Practicality plays a role, too.

Detachable veils are a clever option, offering drama for the ceremony and freedom for the reception.

For winter weddings, wraps in faux fur, velvet, or satin provide warmth without sacrificing style, while lighter fabrics like chiffon or lace suit summer ceremonies, and help provide relief for bare shoulders and arms from the sun.

Importantly, plan your accessories early, because they often influence your hairstyle, and you'll want to trial the full look ahead of the day.

Dressing the Bridal Party

Once the bride's look is locked in, attention turns to the bridal party, and here, cohesion is key.

Gone are the days of rigidly identical bridesmaid dresses.

Today, flexibility is not only accepted but embraced.

Whether you choose a unified colour palette with varied styles, or a single silhouette in different shades, the goal is to create a harmonious look that complements both the bride and the setting.

Consider your bridesmaids' body shapes and personal styles.

Giving them some input, especially if they're purchasing their own dresses, can ensure everyone feels comfortable and confident.

That confidence will show in every photo.

Interestingly, modern trends are even challenging long-held rules, with white bridesmaid dresses becoming a bold and increasingly popular choice.

Coordination should extend beyond dresses.

Tying in colours with bouquets, groomsmen's ties or pocket squares helps create a polished, cohesive aesthetic across the entire wedding party.

A Final Word

While trends evolve and traditions shift, one principle remains unchanged: your wedding attire should feel like an authentic reflection of you.


Yes, it's worth thinking about how your choices will look in years to come.

After all, a timeless touch can help avoid future fashion regrets, but not at the expense of personal style.

Classic doesn't have to mean conservative; it simply means choosing elements that won't overshadow the moment itself.

At the end of the day, the best-dressed bride isn't defined by labels, trends or price tags.

She's the one who feels comfortable, confident, and completely herself while walking into one of life's biggest moments, dressed not just for the occasion, but for the memories that follow.



An example of an A-line dress. (Asdrubal Luna)



Comfortable stays for unforgettable wedding moments

"Stay Close to the Celebration"

Just moments from the Mary Valley Rattler station, Verandah Motel offers relaxed, friendly accommodation in the heart of Gympie—perfect for wedding guests and couples.

Choose from comfortable motel rooms or a charming Family Cottage, ideal for getting ready, unwinding, and celebrating. Enjoy air-conditioned comfort, free WiFi, private bathrooms, and thoughtful touches throughout your stay.

Conveniently located and just 79 km from Sunshine Coast Airport, everything you need is within easy reach.



Verandah Motel
53 Horseshoe Bend, Gympie, QLD Australia
Ph: 07 5402 3204 E: verandahmotel@gmail.com
<https://verandahmotel.com.au/>

12857380-1017-26

Enchanted Memories Events

bringing your vision to life

From intimate gatherings to large celebrations.
Full coordination, styling & stress-free set up

Call 0475 919 303



12854503-FR17-26



Gympie*Today*

(Photo Credit. Photography: Brea Martin, Hair: Your Hair Design and Beauty, Make-up: Clancy Pearce, Flowers: Karinya Florist, Set by Booth and Bar Co, Model: Imogen Winkley, Venue: Surface Hill)